

**KENNEDY®**

# Tool Control



PRODUCTS AVAILABLE VIA CROMWELL AUTHORISED RESELLER




## Create your own Tool Control System

Pioneered in the aerospace and automotive industries, our tool control inlay sets ensure safety, efficiency, improved productivity in the workplace and helps keep your tools safe, with the added benefit of keeping you organised for each job. Instantly see if the required tools for your job are in place, in order for work to begin free from any tooling issues. Tool Inlays can be used in our **Kennedy Ultimate & Industrial** cabinets and top chests and the **Classic** cabinets.

### Features and benefits of tool inlays in your cabinets and top chests:

- Rapid tool location for instant use
- Finger cut outs for easy tool removal
- Prevention of tools moving during transit
- Easy to see if tools are not replaced
- Protection of expensive kit
- Durable foam layers
- Safety and peace of mind as tools are not left on-site or in machinery
- Create your own tool kit for your cabinet or top chest



Top layer of foam is durable for industrial use

Finger cut-outs for easy tool removal

The red underlay gives instant recognition of missing tools






# TOOL CONTROL INLAY SETS

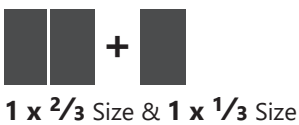
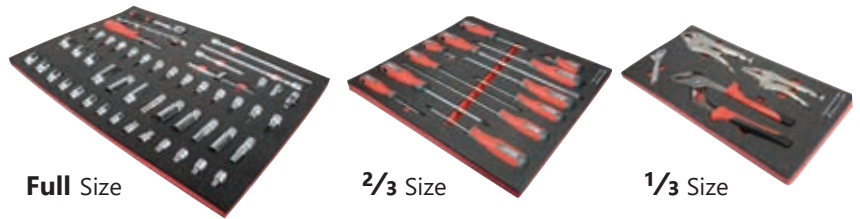
## How Tool Control Inlay Sets work

Our tool inlays are available in **Full**, **2/3** and **1/3** width options.

Choose from 28 inlay sets to build you own bespoke tool kit for your cabinets or top chests.

The inlay size is dependent on your tool cabinets and top chests (*see below for sizes*).

	<b>Ultimate and Industrial</b> Inlay Size: 570x396x20mm <b>Classic</b> Inlay Size: 576x406x25mm
<b>Full Size</b>	
	<b>Ultimate and Industrial</b> Inlay Size: 380x396x20mm <b>Classic</b> Inlay Size: 384x406x25mm
<b>2/3 Size</b>	
	<b>Ultimate and Industrial</b> Inlay Size: 190x396x20mm <b>Classic</b> Inlay Size: 192x406x25mm
<b>1/3 Size</b>	



## Kennedy Top Chests and Cabinets

Depending which Kennedy top chests and cabinets you already own, or purchase we have the inlay options for you.



**Ultimate**  
Cabinets &  
Top Chests



**Industrial**  
Cabinets &  
Top Chests




**Classic** Cabinets



**See back page for a selection of our Top Chests and Cabinets**

Look out for the symbols for the right inlay to fit in your cabinets and top chests.

Suitable for:  **Ultimate**  
Cabinets &  
Top Chests

 **Industrial**  
Cabinets &  
Top Chests

 **Classic**  
Cabinets

## Tool Control Inlay Sets for Ultimate and Industrial Top Chests

Our inlays give you the flexibility in your workplace, to organise the tools that you need in an order that suits you. Choose from **Full**, **2/3** and **1/3** sizes.



Inlay Size:  
**Full** 570x396x20mm



Inlay Size:  
**2/3** 380x396x20mm



Inlay Size:  
**1/3** 190x396x20mm



Suitable for  
**Ultimate**  
Top Chests:



KEN-594-2240K

Suitable for  
**Industrial**  
Top Chests:



KEN-594-2040K


KEN-594-2220K

KEN-594-2420K


See *back page*

# Tool Control Inlay Sets for Ultimate and Industrial Cabinets

Our inlays give you the flexibility in your workplace, to organise the tools that you need in an order that suits you. Choose from **Full**, **2/3** and **1/3** sizes.



Inlay Size:  
**Full** 570x396x20mm



Inlay Size:  
**2/3** 380x396x20mm



Inlay Size:  
**1/3** 190x396x20mm



**Suitable for Ultimate Cabinets:**

- KEN-594-2140K
- KEN-594-2340K
- KEN-594-6800K



**Suitable for Industrial Cabinets:**

- KEN-594-2020K
- KEN-594-2120K
- KEN-594-2320K
- KEN-594-2620K



See *back page*

# KENNEDY®

## Tool Control Inlay Sets for Classic Cabinets

Our inlays give you the flexibility in your workplace, to organise the tools that you need in an order that suits you. Choose from **Full**, **2/3** and **1/3** sizes.



Inlay Size:  
**Full** 576x406x25mm



Inlay Size:  
**2/3** 384x406x25mm



Inlay Size:  
**1/3** 192x406x25mm



Suitable for  
Classic Cabinets:



KEN-594-5500K  
KEN-594-5540K  
KEN-594-5580K



KEN-594-5510K  
KEN-594-5550K  
KEN-594-5590K

See *back page*

# TOOL CONTROL INLAY SETS




## How Tool Control Inlays Sets work

Our Tool Inlays are available in **Full, 2/3 and 1/3** width options.

Choose from 28 inlay sets to build you own bespoke tool kit for your cabinets or tool chests.

The inlay size is dependent on your tool cabinets and top chests (*see below for sizes*).

- Rapid tool location for instant use
- Finger cut outs for easy tool removal
- Prevention of tools moving during transit
- Easy to see if tools are not replaced
- Protection of expensive kit
- Durable foam layers
- Safety and peace of mind as tools are not left on-site or in machinery
- Create your own tool kit for your cabinet or top chest

 <b>Full Size</b>	<b>Ultimate and Industrial</b> Inlay Size: 570x396x20mm <b>Classic</b> Inlay Size: 576x406x25mm
 <b>2/3 Size</b>	<b>Ultimate and Industrial</b> Inlay Size: 380x396x20mm <b>Classic</b> Inlay Size: 384x406x25mm
 <b>1/3 Size</b>	<b>Ultimate and Industrial</b> Inlay Size: 190x396x20mm <b>Classic</b> Inlay Size: 192x406x25mm

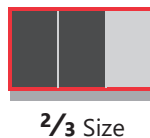
### Drawer combinations:



Look out for the symbols for the right inlay to fit in your cabinets and top chests.




### Combination Spanner Set - Metric & AF 16 Pieces

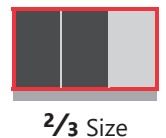


#### Inlay contains:

1x 10, 11, 12, 13, 14, 15, 16, 17 and 19mm metric spanners  
1x 3/8", 7/16", 1/2", 9/16", 5/8", 11/16" and 3/4" AF spanners



### Combination Spanner Set - Metric 18 Pieces



#### Inlay contains:

1x 6, 7, 8, 9, 10, 11, 12, 13, 14, 15, 16, 17, 18, 19, 20, 21, 22 and 24mm



## Open End Spanner Set - Metric & AF

**21 Pieces**



Full Size

**Inlay contains:**

1x 6x7, 8x9, 10x11, 12x13, 14x15, 16x17, 18x19, 20x22, 21x23, 24x27 and 30x32mm metric spanners 1x 1/4"x5/16", 5/16"x3/8", 3/8"x7/16", 7/16"x1/2", 1/2"x9/16", 9/16"x5/8", 5/8"x11/16", 11/16"x3/4", 3/4"x7/8" and 15/16"x1" AF spanners



  **Inlay**  
Order Codes  
**KEN-595-0060K**

  **KEN-595-0065K**

## Combination Spanner Set - Metric

**26 Pieces**



Full Size

**Inlay contains:**

1x 6, 7, 8, 9, 10, 11, 12, 13, 14, 15, 16, 17, 18, 19, 20, 21, 22, 23, 24, 25, 26, 27, 28, 29, 30 and 32mm



  **Inlay**  
Order Codes  
**KEN-595-0090K**

  **KEN-595-0095K**

## Combination Spanner Set - AF

**12 Pieces**



2/3 Size

**Inlay contains:**

1x 1/4", 5/16", 3/8", 7/16", 1/2", 9/16", 5/8", 11/16", 3/4", 7/8", 15/16" and 1" AF spanners



  **Inlay**  
Order Codes  
**KEN-595-0110K**

  **KEN-595-0115K**

## Ratchet Spanner & Socket Set - Metric


**23 Pieces**



2/3 Size

**Inlay contains:**

1x 10, 11, 12, 13, 14, 15, 16, 17, 18 and 19mm spanners and Go-Thru™ sockets  
1x 1/4"x10mm, 3/8"x13mm, 1/2"x19mm quick release Hex square drives



  **Inlay**  
Order Codes  
**KEN-595-0130K**

  **KEN-595-0135K**



# TOOL CONTROL INLAY SETS

## 1/2" Socket Set - Metric 30 Pieces



Full Size

### Inlay contains:

- 1x 8, 9, 10, 11, 12, 13, 14, 15, 16, 17, 18, 19, 20, 21, 22, 23, 24, 25, 26, 27, 30 and 32mm sockets
- 1x M10 and M14 Spark plug sockets
- 1x ratchet handle, sliding T-handle, universal joint and 75, 125, 250mm extension bars



**Inlay**  
Order Codes  
**KEN-595-0220K**

**KEN-595-0225K**

## 1/2" Socket Set - Metric 30 Pieces



2/3 Size

### Inlay contains:

- 1x 8, 9, 10, 11, 12, 13, 14, 15, 16, 17, 18, 19, 20, 21, 22, 23, 24, 25, 26, 27, 30 and 32mm Ken-Grip® sockets
- 1x M10 and M14 Spark plug sockets
- 1x ratchet handle, sliding T-handle, universal joint and 75, 125, 250mm extension bars



**KENGRIP®**



**Inlay**  
Order Codes  
**KEN-595-0200K**

**KEN-595-0205K**

## 3/8" Socket Set-Metric 50 Pieces



Full Size

### Inlay contains:

- 1x 6, 7, 8, 9, 10, 11, 12, 13, 14, 15, 16, 17, 18, 19, 20, 21 and 22mm 3/8" sockets
- 1x 10, 11, 12, 13, 14, 15, 17, 19 and 22mm deep sockets
- 1x 5, 5.5 and 6.5mm Slotted bits
- 1x No.1, 2, 3 and No.4 Crosspoint bits
- 1x 3, 4, 5, 6, 8 and 10mm Hex bits
- 1x ratchet handle, sliding T-handle, spinner handle, swivel handle, universal joint, 125 and 250mm extensions, 250mm wobble extensions, 1/4" and 1/2" male adaptors, 1/4" hex bit coupler



**Inlay**  
Order Code  
**KEN-595-5020K**

## 1/4" Socket Set - Metric 19 Pieces



1/3 Size

### Inlay contains:

- 1x 4, 4.5, 5, 5.5, 6, 7, 8, 9, 10, 11, 12, 13 and 14mm Ken-Grip® sockets
- 1x ratchet handle, sliding T-handle, spinner handle, universal joint and 100mm extension bars



**KENGRIP®**



**Inlay**  
Order Codes  
**KEN-595-0230K**

**KEN-595-0235K**

## 1/2" Screwdriver Bit Set 20 Pieces

**Inlay contains:**

3x No.2, No.3 and No.4 Crosspoint bits  
1x 4, 5, 6, 7, 8, 10, 12, 14, 17 and 19mm metric Hex bits  
1x 3/16", 1/4", 5/16", 3/8", 1/2", 9/16" and 3/4" inches Hex bits



1/3 Size



## Screwdriver Set 12 Pieces

**Inlay contains:**

1x No.2xStubby, No.1x75, No.2x100 and No.3x150  
Crosspoint Pro-Torq® screwdrivers  
1x No.2x100 and No.3x150mm PZ Pro-Torq® screwdrivers  
1x 6.3xStubby, 6.3x150 and 8.0x200mm Flared Pro-Torq® screwdrivers  
1x 5.0x75, 5.0x150 and 5.0x250mm Parallel Pro-Torq® screwdrivers



2/3 Size




## Screwdriver Set 12 Pieces

**Inlay contains:**

1x No.1x75mm, No.2xStubby and No.2x100mm Crosspoint  
Pro-Torq® screwdrivers  
1x 6.3xStubby, 6.3x100, 6.3x150, 8.0x200 and 9.5x250mm Flared  
Pro-Torq® screwdrivers  
1x 5.0x75, 5.0x100, 5.0x200 and 5.0x250mm Parallel Pro-Torq®  
screwdrivers



2/3 Size



## Screwdriver Set 12 Pieces

**Inlay contains:**

1x No.2xStubby, No.2x100 and No.2x150mm Crosspoint Pro-Torq®  
screwdrivers  
1x No.1x75, No.2x100 and No.3x150mm PZ Pro-Torq® screwdrivers  
1x 6.3xStubby, 6.3x150 and 9.5x250mm Flared Pro-Torq®  
screwdrivers  
1x 5.0x150, 5.0x200 and 5.0x250mm Parallel Pro-Torq®  
screwdrivers



2/3 Size



# TOOL CONTROL INLAY SETS


## T-Handled Hex Ball Drivers 8 Pieces

### Inlay contains:

1x 2, 2.5, 3, 4, 5, 6, 8 and 10mm hex ball drivers



2/3 Size



## Tool Inlay Set 25 Pieces

### Inlay contains:

1x 160mm snipe nose, diagonal cutter and combination pliers 1x 6, 7, 8, 9, 10, 11, 12, 13, 14, 15, 16, 17, 18 and 19mm metric spanners  
1x No.2xStubby and No.2x100mm Crosspoint Pro-Torq® screwdrivers  
1x No.1x75, No.2x100 and No.3x150mm PZ Pro-Torq® screwdrivers  
1x 6.3x150 and 8.0x200mm Flared Pro-Torq® screwdrivers  
1x 5.0x150mm Parallel Pro-Torq® screwdrivers



Full Size



**Inlay**  
Order Codes  
**KEN-595-0190K**

**KEN-595-0195K**



**Inlay**  
Order Code  
**KEN-595-5000K**

## Reversible Circlip Plier Set 6 Pieces

### Inlay contains:

1x 150mm 10-18mm capacity straight and 45° bent pliers  
1x 150mm 12-25mm capacity straight and 45° bent pliers  
1x 210mm 18-48mm capacity straight and 45° bent pliers



2/3 Size



**Inlay**  
Order Codes  
**KEN-595-0260K**

**KEN-595-0265K**


## Wrench & Plier Set 4 Pieces

### Inlay contains:

1x 100mm adjustable wrench  
1x 150mm long nose locking pliers  
1x 180mm curved jaw grip wrench  
1x 265mm Pro-Torq® groove joint pliers



1/3 Size



**Inlay**  
Order Codes  
**KEN-595-0270K**

**KEN-595-0275K**

## VDE Screwdriver Set 7 Pieces

### Inlay contains:

3x No.0x75mm, No.1x100mm and No.2x100mm  
Crosspoint screwdrivers  
4x 2.5x85mm, 4.0x100mm, 5.5x125mm and 5.5x125mm  
Parallel screwdrivers



1/3 Size



**Inlay**  
Order Codes  
**KEN-595-0180K**



**KEN-595-0185K**

## VDE Dual Grip Screwdriver Set 7 Pieces

### Inlay contains:

3x No.0x60mm, No.1x80mm and No.2x100mm  
Crosspoint screwdrivers  
4x 2.5x75mm, 4.0x100mm, 5.5x125mm and 6.5x150mm  
Parallel screwdrivers



1/3 Size



**Inlay**  
Order Codes  
**KEN-595-0170K**



**KEN-595-0175K**


## VDE Insulated Plier Set 4 Pieces

### Inlay contains:

1x 160mm Pro-Torq® diagonal cutting nippers  
1x 160 Pro-Torq® combination pliers  
1x 160mm Pro-Torq® long nose pliers  
1x 205mm Pro-Torq® bent nose pliers



1/3 Size



**Inlay**  
Order Codes  
**KEN-595-0280K**



**KEN-595-0285K**

## Pliers Set 4 Pieces

### Inlay contains:

1x 165mm diagonal nippers  
1x 200mm combination pliers  
1x 215mm long nose pliers  
1x 265mm groove joint pliers



1/3 Size



**Inlay**  
Order Codes  
**KEN-595-0250K**



**KEN-595-0255K**

# TOOL CONTROL INLAY SETS

## Wiring Set 4 Pieces



1/3 Size

*Inlay contains:*

- 1x main tester - range AC 125/250V
- 1x "Super" wire stripper
- 1x No.13 round cable stripper
- 1x Pro-Torq® diagonal cutting nipper 1000V insulated



**Inlay**  
Order Codes  
**KEN-595-0300K**



**KEN-595-0305K**

## Punch & Hammer Set 12 Pieces



2/3 Size

*Inlay contains:*

- 1x 2lb ball peen hammer
- 1x 3, 4, 5, 6 and 8mm extra length parallel punches
- 1x 2, 3, 4, 5, 6 and 8mm 150mm centre punches



**Inlay**  
Order Codes  
**KEN-595-0290K**



**KEN-595-0295K**


## File Set 12 Pieces



1/3 Size

*Inlay contains:*

- 1x 160mm flat, hand, half round, round, square and three square files
- 1x 160mm knife, hand, half round, round, square and three square diamond files



**Inlay**  
Order Codes  
**KEN-595-0040K**



**KEN-595-0045K**

## File Set 7 Pieces



2/3 Size

*Inlay contains:*

- 1x 4 row wire brush
- 1x 200mm triangular three-cut file
- 1x 250mm hand, flat, round and half round engineers files
- 1x 300mm file card



**Inlay**  
Order Codes  
**KEN-595-0030K**




**KEN-595-0035K**

## Measuring Set 5 Pieces

### Inlay contains:

- 1x 150mm engineers square
- 1x 0-25mm IP65 digital external micrometer
- 1x 150mm digital Abs electronic caliper
- 1x 300mm multi-function combination set
- 1x 300mm rule



**Inlay**  
Order Codes  
**KEN-595-0020K**



**KEN-595-0025K**




**2/3 Size**

## Measuring Set 7 Pieces

### Inlay contains:

- 1x 100mm engineers square
- 1x 150mm Rule & Clip
- 1x 300mm Rule
- 1x 0-25mm external micrometer
- 1x 25-50mm external micrometer
- 1x 130mm vernier caliper
- 1x 88mm pocket scriber



**Inlay**  
Order Codes  
**KEN-595-0010K**



**KEN-595-0015K**

## Classic Range Roller Cabinet & 25 Piece Tool Inlay Set

Heavy gauge steel with double wall construction side panels and welded joints for added rigidity.

- No of drawers: 7
- Fully lockable
- Heavy duty 125mm casters with brakes
- Supplied with top mat and drawer liners
- Cabinet dimensions (HxWxD): 890 x 690 x 460mm

### Inlay contains:

- 1x 160mm snipe nose, diagonal cutters and combination pliers
- 1x 6, 7, 8, 9, 10, 11, 12, 13, 14, 15, 16, 17, 18 and 19mm metric combination wrenches
- 1x No.2xStubby No.2x100mm Crosspoint Pro-Torq® screwdrivers
- 1x No.1x75, No.2x100 and No.3x150mm PZ Pro-Torq® screwdrivers
- 1x 6.3x150 and 8.0x200mm Flared Pro-Torq® screwdrivers
- 1x 5.0x150 Parallel Pro-Torq® screwdrivers

Order Code

**KEN-595-5540K**



Takes additional 1/3, 2/3, and full size tool inlays indicated by;



# TOOL CONTROL INLAY SETS

## Classic Range Roller Cabinet & 50 Piece Tool Inlay Set

Heavy gauge steel with double wall construction side panels and welded joints for added rigidity.

- No of drawers: 7
- Fully lockable
- Heavy duty 125mm casters with brakes
- Supplied with top mat and drawer liners
- Cabinet dimensions (HxWxD): 890 x 690 x 460mm

### **Inlay contains:**

- 1x 6, 7, 8, 9, 10, 11, 12, 13, 14, 15, 16, 17, 18, 19, 20, 21 and 22mm  $\frac{3}{8}$ " sockets
- 1x 10, 11, 12, 13, 14, 15, 17, 19 and 22mm deep sockets
- 1x 5, 5.5 and 6.5mm Slotted bits
- 1x No.1, 2, 3 and No.4 Crosspoint bits
- 1x 3, 4, 5, 6, 8 and 10mm Hex bits
- 1x ratchet handle, sliding T-handle, spinner handle, swivel handle, universal joint, 125 and 250mm extensions, 250mm wobble extensions,  $\frac{1}{4}$ " and  $\frac{1}{2}$ " male adaptors,  $\frac{1}{4}$ " hex bit coupler

Order Code

**KEN-595-5520K**



Takes additional  $\frac{1}{3}$ ,  $\frac{2}{3}$ , and full size tool inlays indicated by;



## Classic Range Roller Cabinet & 75 Piece Tool Inlay Set

Heavy gauge steel with double wall construction side panels and welded joints for added rigidity.

- No of drawers: 7
- Fully lockable
- Heavy duty 125mm casters with brakes
- Supplied with top mat and drawer liners
- Cabinet dimensions (HxWxD): 890 x 690 x 460mm

### **Inlay contains:**

- 1x 160mm snipe nose, diagonal cutters and combination pliers
- 1x 6, 7, 8, 9, 10, 11, 12, 13, 14, 15, 16, 17, 18 and 19mm metric combination wrenches
- 1x 6, 7, 8, 9, 10, 11, 12, 13, 14, 15, 16, 17, 18, 19, 20, 21 and 22mm  $\frac{3}{8}$ " sockets
- 1x 10, 11, 12, 13, 14, 15, 17, 19 and 22mm deep sockets
- 1x No.2xStubby and No.2x100mm Crosspoint Pro-Torq® screwdrivers
- 1x No.1x75, No.2x100 and No.3x150mm PZ Pro-Torq® screwdrivers
- 1x 6.3x150 and 8.0x200mm Flared Pro-Torq® screwdrivers
- 1x 5.0x150 Parallel Pro-Torq® screwdrivers
- 1x 5, 5.5 and 6.5mm Slotted bits

Order Code

**KEN-595-5500K**



Takes additional  $\frac{1}{3}$ ,  $\frac{2}{3}$ , and full size tool inlays indicated by;



### Ultimate Range

Two part construction with strong steel inner walls and reinforced back panels for added security, anti-rust and solvent resistant powder coat finish and plastic bumpers on each corners.

- Fully lockable
- Perforated sides



### Industrial Range

Steel with inner walls and reinforced back panels, finished with anti-rust and solvent resistant powder coat paint, corners are angled to maintain product shape and offer cabinet protection.

- Lockable
- Perforated sides



### Top Chest - 6 Drawers

- Dimensions (HxWxD): 455 x 710 x 465mm



Order Code  
**KEN-594-2240K**

### Top Chest - 6 Drawers

- Dimensions (HxWxD): 455 x 710 x 465mm



Order Code  
**KEN-594-2040K**

### Cabinet - 7 Drawers

- Dimensions (HxWxD): 845 x 710 x 465mm
- Heavy duty 125mm casters with quick lock brakes
- Top chest can be added



Order Code  
**KEN-594-2340K**

### Cabinet - 7 Drawers

- Dimensions (HxWxD): 845 x 710 x 465mm
- 125mm casters with brakes
- Top chest can be added



Order Code  
**KEN-594-2320K**

### Classic Range Cabinets - 7 Drawers

Heavy gauge steel with double wall construction side panels and welded joints for added rigidity.

- Fully lockable
- Heavy duty 125mm casters with brakes
- Supplied with top mat and drawer liners
- Cabinet dimensions (HxWxD): 890 x 690 x 440mm



Order Code  
**KEN-594-5580K**

Order Code  
**KEN-594-5590K**



For the full range of Kennedy Top Chests and Cabinets are available via your Cromwell Authorised Reseller

#### Cromwell Reseller Name & Address:

#### Cromwell Industrial Supplies Private Ltd

AB 1 to AB 7, Rajlaxmi Commerical Complex,  
Thane Bhiwandi Road, Thane Bhiwandi Road  
Kalher, District Thane - 421302  
Maharashtra State

Call: +91 8459716281 / 8459716294  
Email: sales@cromwell.co.in

#### ISO9001/ISO14001 OHSAS18001

Products, prices and promotions are subject to availability. All information is given for guidance only and may be subject to change. All errors and omissions excepted. See [www.cromwell.co.uk](http://www.cromwell.co.uk) for our privacy policy. All trade marks acknowledged.

© Copyright 2020: Cromwell Group (Holdings) Ltd. India Edition 2020  
CAT-849-4558A  
Registered Office: P.O. Box 14, Wigston, Leicester, England, LE18 1AT.  
Registered in England: No. 986161. VAT Reg: GB 115 5713 87