



Safelift®

Industries
ISO 9001 CE Certified



PRICE LIST

No. 31

01.08.2021

- Safety
- Reliability
- Quality

www.safelift.in



MSME
सूक्ष्म, लघु एवं मध्यम उद्यम
MICRO, SMALL & MEDIUM ENTERPRISES

APPROVED BY :



CONTENTS

Hoisting Equipments

Page No - 1 to 4

SAIF - T SERIES HEAVY DUTY CHAIN PULLEY BLOCK REVOLVE SERIES HEAVY DUTY CHAIN PULLEY BLOCK B-SAIF SERIES HEAVY DUTY CHAIN PULLEY BLOCK	1
PULLING & LIFTING MACHINE HEAVY DUTY MOBILIFT RATCHET LEVER HOIST GEARED TROLLEY	2
ELECTRIC CHAIN HOIST HEAVY DUTY ELECTRIC TROLLEY FOR CHAIN HOIST DUAL SPEED ELECTRIC CHAIN HOIST DUAL SPEED ELECTRIC TROLLEY	3
SINGLE PHASE ELECTRIC CHAIN HOIST SINGLE PHASE ELECTRIC TROLLEY	4

Polyester Slings

Page No - 5 to 9

POLYESTER HEAVY DUTY DUPLEX WEBBING SLING	5-6
POLYESTER HEAVY DUTY ROUND SLING	7
ANTI ABRASIVE SLEEVE EDGE PROTECTOR ANTI CUTTING SLEEVE	8
TWO PART CARGO LASHING RATCHET HEAVY DUTY	9

Riggings

Page No - 10 to 20

G 80 ALLOY STEEL DEE SHACKLE SCREW PIN TYPE G 80 ALLOY STEEL BOW SHACKLE SCREW PIN TYPE	10
G 80 ALLOY STEEL DEE SHACKLE NUT BOLT TYPE G 80 ALLOY STEEL BOW SHACKLE NUT BOLT TYPE	11
G 80 ALLOY STEEL CHAIN LASHING CHAIN G63 MS GALV HAND CHAIN FOR CHAIN PULLEY BLOCK	12
G 80 MASTER LINK / G 80 MASTER LINK ASSEMBLY	13
G 80 CONNECTING LINK G 80 WEB SLING CONNECTOR G 80 EYE HOOK WITH LATCH	14
G 80 CLEVIS SLING HOOK WITH LATCH G 80 EYE FOUNDRY HOOK G 80 SWIVEL EYE HOOK	15
G 80 SELF LOCKING EYE HOOK G 80 SWIVEL SELF LOCKING EYE HOOK G 80 CLEVIS SELF LOCKING HOOK	16
WIRE ROPE CLAMP HEAVY DUTY EYE BOLT DIN 580 GALVANISED	17
G 80 ROTATING LIFTING BOLT PIVOTING LIFTING SCREW G 80 LIFTING POINT	18

G 80 CHAIN SHORTNING LINK G 80 REGULAR SWIVEL G 80 12.5T CONTAINER LIFTING HOOK WIRE ROPE EDGE PROTECTOR	19
---	----

WELD ON RING G 80 WELD ON HOOK DROP FORGED TURN BUCKLE EYE & EYE TYPE GI DROP FORGED TURN BUCKLE JAW & JAW TYPE GI	20
---	----

Lifting Clamps

Page No - 21 & 22

HORIZONTAL PLATE LIFTING CLAMP VERTICAL PLATE LIFTING CLAMP UNIVERSAL PLATE LIFTING CLAMP	21
LATERAL PLATE LIFTING CLAMP PIPE LIFTING CLAMP WITH TEFLON COATING BEAM CLAMP	22

Lifting Tackles

Page No - 23 to 30

CABLE PULLER PERMANENT MAGNET LIFTER INDUSTRIAL SKATES	23
SPRING BALANCE RATCHET BINDER WITH HOOK G 80 ALLOY STEEL DRUM LIFTER	24
SINGLE SHEAVE HEAVY DUTY WIRE ROPE DOUBLE SHEAVE HEAVY DUTY WIRE ROPE FIBRE ROPE PULLEY BLOCK	25
SINGLE LEGGED CHAIN SLING DOUBLE LEGGED CHAIN SLING G 80 DOUBLE LEGGED CHAIN SLING WITH INTEGRATED MASTER LINK	26
THREE LEGGED CHAIN SLING	27
FOUR LEGGED CHAIN SLING	28
WIRE ROPE SLINGS	29
	30

Hydraulic Lifting Equipments

Page No - 31 to 34

HYDRAULIC HAND PALLET TRUCK SCALE PALLET TRUCK ROUGH TERRAIN TRUCK	31
SCISSOR LIFT PALLET TRUCK ELECTRIC STACKER HYDRAULIC HAND STACKER DRUM TROLLEY	32
DRUM LIFTER CUM TILTER HYDRAULIC LIFTING TABLE	33
WIRE MESH CONTAINER	34

G 100 Riggings

Page No - 35 & 36

G 100 ALLOY STEEL CHAIN G 100 CONNECTING LINK G 100 CLEVIS SLING HOOK WITH LATCH G 100 CLEVIS SELF LOCKING HOOK G 100 WEBSLING HOOK	35
G 100 SINGLE MASTER LINK WITH SHORTNER G 100 DOUBLE MASTER LINK WITH SHORTNER G 100 QUADRUPLE MASTER LINK WITH SHORTNER G 100 SINGLE MASTER LINK WITH SHORTNER G 100 MASTER LINK ASSEMBLY	36



SAIF - T SERIES HEAVY DUTY CHAIN PULLEY BLOCK

CAP (T)	ITEM CODE	RATE / 3MTR	ITEM CODE	BARE BLOCK	EXT LIFT/M
0.5	CBST0053	7100	CBST0050	5750	450
1	CBST0103	8350	CBST0100	7000	450
2	CBST0203	12150	CBST0200	10500	550
3	CBST0303	14275	CBST0300	11500	925
5	CBST0503	21625	CBST0500	17500	1375
7.5	CBST7503	33350	CBST7500	27500	1950
10	CBST1003	42650	CBST1000	35000	2550
15	CBST1503	82175	CBST1500	71000	3725
20	CBST2003	102300	CBST2000	87000	5100
30	CBST3003	358750	CBST3000	340000	6250
50	CBST5003	1339000	CBST5000	1300000	13000



ISI MARKED




REVOLVE SERIES HEAVY DUTY CHAIN PULLEY BLOCK

CAP (T)	ITEM CODE	RATE / 3MTR	ITEM CODE	BARE BLOCK	EXT LIFT/M
1	CBRL0103	12150	CBRL0100	10800	450
2	CBRL0203	15900	CBRL0200	14250	550
3	CBRL0303	20275	CBRL0300	17500	925

**INTRODUCING REVOLVE CHAIN PULLEY BLOCK
WITH 360 DEGREE ROTATION CAN BE USED FROM ANY DIRECTION**

B-SAIF SERIES HEAVY DUTY CHAIN PULLEY BLOCK

CAP (T)	ITEM CODE	RATE / 3MTR	ITEM CODE	BARE BLOCK	EXT LIFT/M
1	CBBS0103	6600	CBBS0100	5250	450
2	CBBS0203	9550	CBBS0200	7900	550
3	CBBS0303	11575	CBBS0300	8800	925
5	CBBS0503	17625	CBBS0500	13500	1375
10	CBBS1003	33150	CBBS1000	25500	2550





PULLING & LIFTING MACHINE HEAVY DUTY

LIFT CAP (T)	PULL CAP (T)	ITEM CODE	RATE / 10M	EXT LIFT/M	BARE BLOCK
0.75	1.25	PMIP0710	9500	100	7650
1.6	2.6	PMIP2310	15000	175	12500
3	5	PMIP3510	24000	325	20000
5	8	PMIP5810	50000	475	44000

NEW GENERATION DESIGN

MOBILIFT

CAP LIFT	CAP PULL	LIFT (M)	ITEM CODE	RATE RS/PC
225 KGS	450 KGS	4.6	MOB450KG	12000



RATCHET LEVER HOIST

CAP (T)	ITEM CODE	RATE / 1.5 MTR	EXT LIFT / M
0.25	RLSL0215	5500	-
0.5	RLSL0515	6000	-
0.75	RLSL0715	6500	300
1.5	RLSL1515	8300	475
3	RLSL3015	12500	750
6	RLSL6015	20000	1500
9	RLSL9015	33000	2300



GEARED TROLLEY

CAP (T)	ITEM CODE	RATE / 3 MTR	EXT LIFT / M
1	GTSL0103	4600	250
2	GTSL0203	6000	250
3	GTSL0303	7500	250
5	GTSL0503	13250	250
10	GTSL1003	30000	250
20	GTSL2003	75000	250





ELECTRIC CHAIN HOIST HEAVY DUTY

CAP (T)	ITEM CODE	RATE RS / PC	EXT LIFT / M
0.3	MHSL00305	50000	900
0.5	MHSL00505	51000	900
1	MHSL0105	54000	1000
2	MHSL0205	69000	1500
3	MHSL0305	98000	1750
5	MHSL0505	147000	3500
7.5	MHSL7505	220000	5000
10	MHSL1005	340000	7000



ELECTRIC TROLLEY FOR CHAIN HOIST

CAP (T)	ITEM CODE	RATE RS / PC
0.5	ETSL0055	31500
1	ETSL0105	35000
2	ETSL0205	42000
3	ETSL0305	47000
5	ETSL0505	61000
7.5	ETSL7505	95000
10	ETSL1005	120000

DUAL SPEED ELECTRIC CHAIN HOIST

CAP (T)	ITEM CODE	RATE RS / PC	EXT LIFT / M
0.3	DSEH00305	102000	900
0.5	DSEH00505	105000	900
1	DSEH0105	120000	1000
2	DSEH0205	128000	1500
3	DSEH0305	200000	1750



DUAL SPEED ELECTRIC TROLLEY

CAP (T)	ITEM CODE	RATE RS / PC
0.5	DSET00505	63000
1	DSET0105	72000
2	DSET0205	87000
3	DSET0305	101000



SINGLE PHASE ELECTRIC CHAIN HOIST

CAP (T)	ITEM CODE	RATE RS / PC	EXT LIFT / M
0.5	SPEH00505	73000	900
1	SPEH0105	83000	1000
2	SPEH0205	98000	1500
3	SPEH0305	245000	1750



SINGLE PHASE ELECTRIC TROLLEY

CAP (T)	ITEM CODE	RATE RS / PC
0.5	SPET00505	40000
1	SPET0105	45000
2	SPET0205	53000
3	SPET0305	60000



**POLYESTER HEAVY DUTY DUPLEX WEBBING SLING
SAFETY FACTOR 6-1 AS PER IS-15041**

ISI MARKED



1 TON CAPACITY 25MM WIDTH

LENGTH	ITEM CODE	RATE RS/PC
1	DWS50101	85
2	DWS50102	135
3	DWS50103	180
4	DWS50104	230
5	DWS50105	280
6	DWS50106	330
8	DWS50108	430
10	DWS50110	530
12	DWS50112	630

2 TON CAPACITY 50MM WIDTH

LENGTH	ITEM CODE	RATE RS/PC
1	DWS50201	150
2	DWS50202	250
3	DWS50203	350
4	DWS50204	450
5	DWS50205	550
6	DWS50206	650
8	DWS50208	850
10	DWS50210	1100
12	DWS50212	1300

3 TON CAPACITY 75MM WIDTH

LENGTH	ITEM CODE	RATE RS/PC
1	DWS50301	240
2	DWS50302	405
3	DWS50303	565
4	DWS50304	720
5	DWS50305	890
6	DWS50306	1050
8	DWS50308	1375
10	DWS50310	1700
12	DWS50312	2025

4 TON CAPACITY 100MM WIDTH

LENGTH	ITEM CODE	RATE RS/PC
1	DWS50401	285
2	DWS50402	500
3	DWS50403	700
4	DWS50404	900
5	DWS50405	1110
6	DWS50406	1310
8	DWS50408	1710
10	DWS50410	2135
12	DWS50412	2550

5 TON CAPACITY 125MM WIDTH

LENGTH	ITEM CODE	RATE RS/PC
1	DWS50501	390
2	DWS50502	650
3	DWS50503	900
4	DWS50504	1150
5	DWS50505	1400
6	DWS50506	1650
8	DWS50508	2150
10	DWS50510	2675
12	DWS50512	3175

6 TON CAPACITY 150MM WIDTH

LENGTH	ITEM CODE	RATE RS/PC
1	DWS50601	500
2	DWS50602	820
3	DWS50603	1135
4	DWS50604	1440
5	DWS50605	1765
6	DWS50606	2100
8	DWS50608	2725
10	DWS50610	3375
12	DWS50612	4000





**POLYESTER HEAVY DUTY DUPLEX WEBBING SLING
SAFETY FACTOR 6-1 AS PER IS-15041**

ISI MARKED



8 TON CAPACITY 200MM WIDTH

LENGTH	ITEM CODE	RATE RS/PC
3	DWS50803	1750
4	DWS50804	2225
5	DWS50805	2750
6	DWS50806	3250
8	DWS50808	4225
10	DWS50810	5200
12	DWS50812	6200

10 TON CAPACITY 250MM WIDTH

LENGTH	ITEM CODE	RATE RS/PC
3	DWS51003	2125
4	DWS51004	2700
5	DWS51005	3300
6	DWS51006	3925
8	DWS51008	5125
10	DWS51010	6400
12	DWS51012	7525

12 TON CAPACITY 300MM WIDTH

LENGTH	ITEM CODE	RATE RS/PC
3	DWS51203	2700
4	DWS51204	3475
5	DWS51205	4250
6	DWS51206	5050
8	DWS51208	6500
10	DWS51210	8200
12	DWS51212	9700

16 TON CAPACITY 200MM WIDTH

LENGTH	ITEM CODE	RATE RS/PC
3	DWS51603	4000
4	DWS51604	4850
5	DWS51605	5900
6	DWS51606	7000
8	DWS51608	9000
10	DWS51610	11500
12	DWS51612	13500

20 TON CAPACITY 250MM WIDTH

LENGTH	ITEM CODE	RATE RS/PC
3	DWS52003	5150
4	DWS52004	6575
5	DWS52005	8000
6	DWS52006	9400
8	DWS52008	12250
10	DWS52010	15300
12	DWS52012	18300

24 TON CAPACITY 300MM WIDTH

LENGTH	ITEM CODE	RATE RS/PC
3	DWS52403	5900
4	DWS52404	7550
5	DWS52405	9200
6	DWS52406	10900
8	DWS52408	14100
10	DWS52410	17800
12	DWS52412	21200





**POLYESTER HEAVY DUTY ROUND SLING
SAFETY FACTOR 5-1 AS PER ASME B 30.9**

CAP (T)	ITEM CODE	RATE / 2M	EXT / MTR	CAP (T)	ITEM CODE	RATE / 2M	EXT / MTR
1	RWS50102	335	170	60	RWS56002	10280	5020
2	RWS50202	470	240	70	RWS57002	11800	5720
3	RWS50302	620	315	80	RWS58002	13305	6420
4	RWS50402	815	405	100	RWS510002	14820	7120
5	RWS50502	885	440				
6	RWS50602	1165	585				
8	RWS50802	1600	805				
10	RWS51002	2070	940				
12	RWS51202	2760	1380				
15	RWS51502	3210	1605				
20	RWS52002	4145	2065				
25	RWS52502	4765	2380				
30	RWS53002	5955	2975				
35	RWS53502	6475	3230				
40	RWS54002	7250	3620				
50	RWS55002	8765	4320				



**POLYESTER HEAVY DUTY ROUND SLING
SAFETY FACTOR 7-1 AS PER EN 1492:1:2000**

CAP (T)	ITEM CODE	RATE / 2M	EXT / MTR	CAP (T)	ITEM CODE	RATE / 2M	EXT / MTR
1	RWS70102	470	235	60	RWS76002	14400	7030
2	RWS70202	660	335	70	RWS77002	16525	8010
3	RWS70302	870	435	80	RWS78002	18630	8985
4	RWS70402	1145	565	100	RWS710002	20750	9965
5	RWS70502	1240	620				
6	RWS70602	1635	820				
8	RWS70802	2240	1125				
10	RWS71002	2900	1315				
12	RWS71202	3865	1930				
15	RWS71502	4500	2245				
20	RWS72002	5805	2895				
25	RWS72502	6675	3330				
30	RWS73002	8340	4165				
35	RWS73502	9065	4520				
40	RWS74002	10150	5070				
50	RWS75002	12275	6050				



**ADD 10% EXTRA FOR EYE & EYE TYPE ROUND SLINGS
ALSO AVAILABLE 2 LANE SLINGS WITH OVERLOAD INDICATOR**



ANTI ABRASIVE SLEEVE

CAP (T)	ITEM CODE	RATE / 0.5 M
1	ASSL01005	70
2	ASSL02005	95
3	ASSL03005	115
4	ASSL04005	150
5	ASSL05005	185
6	ASSL06005	240
8	ASSL08005	315
10	ASSL10005	350
12	ASSL12005	450
16	ASSL16005	475
20	ASSL20005	500
24	ASSL24005	525
30	ASSL30005	700
40	ASSL40005	750



ANTI ABRASIVE SLEEVE

CAP (T)	ITEM CODE	RATE / 1M
1	ASSL0101	110
2	ASSL0201	165
3	ASSL0301	200
4	ASSL0401	255
5	ASSL0501	325
6	ASSL0601	435
8	ASSL0801	580
10	ASSL1001	650
12	ASSL1201	830
16	ASSL1601	850
20	ASSL2001	900
24	ASSL2401	950
30	ASSL3001	1250
40	ASSL4001	1300



EDGE PROTECTOR

CAP (T)	ITEM CODE	RATE RS/PC
2	EDPSL050	5000
3	EDPSL075	5500
5	EDPSL125	6500

ANTI CUTTING SLEEVE

CAP (T)	ITEM CODE	RATE / 1 M	ECO RATE / 1 M
1	ACSL0101	700	300
2	ACSL0201	1100	450
3	ACSL0301	1500	650
4	ACSL0401	2000	800
5	ACSL0501	2400	1000
6	ACSL0601	3000	1200
8	ACSL0801	4000	1700
10	ACSL1001	4750	2000
12	ACSL1201	6000	2300
16	ACSL1601	7000	2500
20	ACSL2001	8000	2600
24	ACSL2401	9000	3000





**TWO PART CARGO LASHING RATCHET HEAVY DUTY
AS PER EN 12195**


1 TON CAPACITY 25MM WIDTH		
LENGTH	ITEM CODE	RATE RS/PC
4	CLRH0104	180
5	CLRH0105	195
6	CLRH0106	200
8	CLRH0108	220
10	CLRH0110	240
12	CLRH0112	260

3 TON CAPACITY 35MM WIDTH		
LENGTH	ITEM CODE	RATE RS/PC
4	CLRH0304	395
5	CLRH0305	410
6	CLRH0306	425
8	CLRH0308	460
10	CLRH0310	490
12	CLRH0312	520

3 TON CAPACITY 50MM WIDTH		
LENGTH	ITEM CODE	RATE RS/PC
4	CLRL0504	455
5	CLRL0505	470
6	CLRL0506	485
8	CLRL0508	520
10	CLRL0510	550
12	CLRL0512	585
15	CLRL0515	630

5 TON CAPACITY 50MM WIDTH		
LENGTH	ITEM CODE	RATE RS/PC
4	CLRH0504	545
5	CLRH0505	580
6	CLRH0506	615
8	CLRH0508	685
10	CLRH0510	760
12	CLRH0512	830
15	CLRH0515	940

10 TON CAPACITY 75MM WIDTH		
LENGTH	ITEM CODE	RATE RS/PC
6	CLRL1006	2285
8	CLRL1008	2380
10	CLRL1010	2475
12	CLRL1012	2570
15	CLRL1015	2710



PRICE ON REQUEST AVAILABLE FOR

- CAR LASHING •**
- CUSTOMISED VEHICLE LIFTING SLINGS •**
- BAG LIFTING SLINGS •**



G 80 ALLOY STEEL DEE SHACKLE SCREW PIN TYPE

CAP (T)	BODY DIA	PIN DIA	ITEM CODE	Wt (Kg)	MOQ	RATE RS/PC
0.3	3/16	1/4	DSSL08003	-	100	82
0.5	1/4	5/16	DSSL08005	-	100	83
0.75	5/16	3/8	DSSL08007	-	100	84
1	3/8	7/16	DSSL0801	0.13	100	85
1.5	7/16	1/2	DSSL0815	-	100	110
2	1/2	5/8	DSSL0802	0.30	100	115
3.25	5/8	3/4	DSSL0803	0.57	50	175
4.75	3/4	7/8	DSSL0805	0.97	40	275
6.5	7/8	1	DSSL0806	1.48	25	405
8.5	1	1.1/8	DSSL0808	2.10	20	585
9.5	1.1/8	1.1/4	DSSL0810	3.16	10	850
12	1.1/4	1.3/8	DSSL0812	4.08	8	1200
13.5	1.3/8	1.1/2	DSSL0813	5.40	5	1550
17	1.1/2	1.3/4	DSSL0817	7.22	5	2000
25	1.3/4	2	DSSL0825	11.70	3	3400
35	2	2.1/4	DSSL0835	17.80	2	5300
55	2.1/2	2.3/4	DSSL0855	33.40	-	11500



G 80 ALLOY STEEL BOW SHACKLE SCREW PIN TYPE

CAP (T)	BODY DIA	PIN DIA	ITEM CODE	Wt (Kg)	MOQ	RATE RS/PC
1	3/8	7/16	BSSL0801	0.15	100	90
2	1/2	5/8	BSSL0802	0.34	100	125
3.25	5/8	3/4	BSSL0803	0.66	50	197
4.75	3/4	7/8	BSSL0805	1.04	40	300
6.5	7/8	1	BSSL0806	1.60	25	455
8.5	1	1.1/8	BSSL0808	2.27	20	670
9.5	1.1/8	1.1/4	BSSL0810	3.42	10	970
12	1.1/4	1.3/8	BSSL0812	4.50	8	1350
13.5	1.3/8	1.1/2	BSSL0813	5.80	5	1750
17	1.1/2	1.3/4	BSSL0817	7.81	5	2315
25	1.3/4	2	BSSL0825	13.13	3	3925
35	2	2.1/4	BSSL0835	19.50	2	6250
55	2.1/2	2.3/4	BSSL0855	39.17	-	13500





G 80 ALLOY STEEL DEE SHACKLE NUT BOLT TYPE

CAP (T)	BODY DIA	PIN DIA	ITEM CODE	Wt (Kg)	RATE RS/PC
1	3/8	7/16	DNSL0801	0.15	110
2	1/2	5/8	DNSL0802	0.32	137
3.25	5/8	3/4	DNSL0803	0.61	220
4.75	3/4	7/8	DNSL0805	1.15	380
6.5	7/8	1	DNSL0806	1.51	500
8.5	1	1.1/8	DNSL0808	2.19	725
9.5	1.1/8	1.1/4	DNSL0810	3.23	1085
12	1.1/4	1.3/8	DNSL0812	4.46	1450
13.5	1.3/8	1.1/2	DNSL0813	6.08	1950
17	1.1/2	1.3/4	DNSL0817	7.90	2500
25	1.3/4	2	DNSL0825	12.77	4170
35	2	2.1/4	DNSL0835	18.30	6300
55	2.1/2	2.3/4	DNSL0855	34	13250



G 80 ALLOY STEEL BOW SHACKLE NUT BOLT TYPE

CAP (T)	BODY DIA	PIN DIA	ITEM CODE	Wt (Kg)	RATE RS/PC
1	3/8	7/16	BNSL0801	0.16	115
2	1/2	5/8	BNSL0802	0.34	140
3.25	5/8	3/4	BNSL0803	0.69	230
4.75	3/4	7/8	BNSL0805	1.24	390
6.5	7/8	1	BNSL0806	1.66	535
8.5	1	1.1/8	BNSL0808	2.35	750
9.5	1.1/8	1.1/4	BNSL0810	3.70	1130
12	1.1/4	1.3/8	BNSL0812	4.72	1500
13.5	1.3/8	1.1/2	BNSL0813	6.27	2000
17	1.1/2	1.3/4	BNSL0817	8.54	2750
25	1.3/4	2	BNSL0825	13.46	4500
35	2	2.1/4	BNSL0835	19.63	7100
55	2.1/2	2.3/4	BNSL0855	40.84	15250
85	3	3.1/4	BNSL0885	62.20	33000
120	3.1/2	3.3/4	BNSL08120	108	65000
150	4	4.1/4	BNSL08150	150	95000



6-1 SAFETY FACTOR SHACKLES ALSO AVAILABLE



G 80 ALLOY STEEL CHAIN

DIA X PITCH	ITEM CODE	RATE RS/M
6 X 18	LCSL0806	225
7.1 X 21	LCSL0807	285
8 X 24	LCSL0808	315
10 X 30	LCSL0810	510
11X33	LCSL0811	600
12 X 36	LCSL0812	750
14 X 42	LCSL0814	1050
16 X 48	LCSL0816	1325
18 X 54	LCSL0818	1925
20 X 60	LCSL0820	2475
22 X 66	LCSL0822	3100
26 X 78	LCSL0826	4300
28 X 84	LCSL0828	5300
32 X 96	LCSL0832	6800



LASHING CHAIN G 63

MIN QTY

DIA(MM)	ITEM CODE	RATE/KG	MIN QTY
13X80	LCLL0613	195	500 KG

MS GALV HAND CHAIN FOR CHAIN PULLEY BLOCK

DIA(MM)	ITEM CODE	RATE RS/MTR	MIN QTY
5	HCST0533	90	150 Mtr





G 80 MASTER LINK

CAP (T)	IN. LENGTH	IN. WIDTH	ROD DIA	ITEM CODE	Wt (Kg)	RATE RS/PC
1.6	110	60	14	MLSL0801	0.36	150
2	110	60	16	MLSL0802	0.54	200
3.15	135	75	18	MLSL0803	0.80	300
5.3	160	90	22	MLSL0805	1.50	540
8	180	100	26	MLSL0808	2.17	840
11	200	110	32	MLSL0811	4	1450
17	300	160	40	MLSL0817	9	3250
21	340	180	45	MLSL0821	12.86	4600
31	350	190	50	MLSL0831	16.6	6000
45	400	200	56	MLSL0845	22.4	8500

G 80 MASTER LINK ASSEMBLY

CAP (T)	IN. LENGTH	IN. WIDTH	ROD DIA	ITEM CODE	Wt (Kg)	RATE RS/PC
3.15	135	75	18	MLASL803	1.28	535
4.2	160	90	22	MLASL804	2.22	875
6.7	180	100	26	MLASL806	3.25	1275
11	200	110	32	MLASL811	6.14	2425
17	260	140	36	MLASL817	9.71	4000
21	340	180	45	MLASL821	20.22	7525
26	350	190	50	MLASL826	23.8	9000
31	350	190	50	MLASL831	27.4	10000
45	400	200	56	MLASL845	35.1	15250
50	430	220	63	MLASL850	45.3	20000
63	460	250	72	MLASL863	66.5	28000





G 80 CONNECTING LINK

SIZE (MM)	ITEM CODE	Wt (Kg)	RATE RS/PC
6	CLSL0806	0.08	150
8	CLSL0808	0.13	200
10	CLSL0810	0.27	275
13	CLSL0813	0.68	435
16	CLSL0816	1.15	650
20	CLSL0820	1.9	1000
22	CLSL0822	3.12	1575
26	CLSL0826	5	3000
32	CLSL0832	9.65	6500



G 80 WEB SLING CONNECTOR

CAP (T)	ITEM CODE	RATE RS/PC
1	WSCLSL06	300
2	WSCLSL08	425
3	WSCLSL10	650
5	WSCLSL13	1200
8	WSCLSL16	2200
15	WSCLSL22	5000

G 80 EYE HOOK WITH LATCH

CAP (T)	ITEM CODE	Wt (Kg)	RATE RS/PC
1	EHSL0801	0.32	140
2	EHSL0802	0.51	215
3	EHSL0803	1.05	430
5	EHSL0805	2	815
8	EHSL0808	3.1	1325
12.5	EHSL0812	6.76	2275
15	EHSL0815	9.71	4000
21	EHSL0822	13.56	7850
31	EHSL0831	21.62	18000





G 80 CLEVIS SLING HOOK WITH LATCH

CAP (T)	ITEM CODE	Wt (Kg)	RATE RS/PC
1	CHSL0801	0.36	200
2	CHSL0802	0.55	295
3	CHSL0803	1.06	480
5	CHSL0805	1.76	855
8	CHSL0808	3.81	1785
12.5	CHSL0812	6.01	3050
15	CHSL0815	10.1	5850

G 80 EYE FOUNDRY HOOK

CAP (T)	ITEM CODE	Wt (Kg)	RATE RS/PC
2	FHSL0802	0.75	425
3	FHSL0803	1	775
5	FHSL0805	2.71	1250
8	FHSL0808	5.04	2300
12.5	FHSL0812	6.71	3300



G 80 SWIVEL EYE HOOK

CAP (T)	ITEM CODE	Wt (Kg)	RATE RS/PC
1	SEHSL081	0.41	315
2	SEHSL082	1.06	605
3	SEHSL083	1.21	675
5	SEHSL085	2.33	1200
7	SEHSL087	4.91	2800
11	SEHSL811	7.33	5000



G 80 SELF LOCKING EYE HOOK

CAP (T)	ITEM CODE	Wt (Kg)	RATE RS/PC
1	SLHSL081	0.50	715
2	SLHSL082	0.80	775
3	SLHSL083	1.40	1475
5	SLHSL085	2.85	2900
8	SLHSL088	5	5225
12.5	SLHSL812	7.12	8375
15	SLHSL815	11	12500

G 80 SWIVEL SELF LOCKING EYE HOOK

CAP (T)	ITEM CODE	Wt (Kg)	RATE RS/PC
1	SSHSL081	0.7	1225
2	SSHSL082	1.18	1750
3	SSHSL083	2.00	3000
5	SSHSL085	3.50	4600
8	SSHSL088	7.42	9000
12.5	SSHSL812	10.3	16000



G 80 CLEVIS SELF LOCKING HOOK

CAP (T)	ITEM CODE	Wt (Kg)	RATE RS/PC
1	CSHSL081	0.5	700
2	CSHSL082	0.79	800
3	CSHSL083	1.44	1430
5	CSHSL085	3	2850
8	CSHSL088	5.26	5150
12.5	CSHSL812	7.47	8500
15	CSHSL815	11.25	12500



WIRE ROPE CLAMP HEAVY DUTY

SIZE (MM)	ITEM CODE	Wt (Kg)	RATE RS/PC
3	UBSLGI03	0.008	6
5	UBSLGI05	0.01	7
6	UBSLGI06	0.03	12
8	UBSLGI08	0.07	21
10	UBSLGI10	0.12	31
12	UBSLGI12	0.18	50
15	UBSLGI15	0.31	80
18	UBSLGI18	0.41	105
20	UBSLGI20	0.51	125
22	UBSLGI22	0.69	175
25	UBSLGI25	0.97	230
28	UBSLGI28	1.75	410
32	UBSLGI32	2.3	550
36	UBSLGI36	2.44	655
40	UBSLGI40	2.73	710
45	UBSLGI45	4.91	1155
50	UBSLGI50	6.7	1850
55	UBSLGI55	7.2	2300
60	UBSLGI60	10.7	3300



EYE BOLT DIN 580 GALVANISED

SIZE (MM)	ITEM CODE	Wt (Kg)	RATE RS/PC
6	EBSL0806	0.05	29
8	EBSL0808	0.05	30
10	EBSL0810	0.11	43
12	EBSL0812	0.18	61
16	EBSL0816	0.29	90
20	EBSL0820	0.45	145
24	EBSL0824	0.83	270
30	EBSL0830	1.55	550
36	EBSL0836	2.5	900
42	EBSL0842	4.15	1855
48	EBSL0848	5.91	2375
56	EBSL0856	8.85	3900
64	EBSL0864	13	6200
72	EBSL0872	-	20000
80	EBSL0880	-	25000
100	EBSL0100	-	45000





G 80 ROTATING LIFTING BOLT

SIZE (MM)	ITEM CODE	RATE RS/PC
8x13	RBSL0808	1225
8x43	RBLL0808	2125
10x15	RBSL0810	1250
10x90	RBLL0810	2500
12x18	RBSL0812	1300
12x110	RBLL0812	2550
16x20	RBSL0816	1400
16x120	RBLL0816	2600
20x30	RBSL0820	2600
20x120	RBLL0820	4500
24x30	RBSL0824	3400
24x120	RBLL0824	6400
30x35	RBSL0830	6100
30x120	RBLL0830	9300
36x50	RBSL0836	9500
36x160	RBLL0836	17250
42x50	RBSL0842	11000
42x160	RBLL0842	22000
48x50	RBSL0848	12000
48x160	RBLL0848	23750
56x84	RBSL0856	29000
64x95	RBSL0864	36000



PIVOTING LIFTING SCREW

SIZE (MM)	ITEM CODE	RATE RS/PC
12	PSSL0812	3000
16	PSSL0816	3500
20	PSSL0820	4500
24	PSSL0824	4700

G 80 LIFTING POINT

CAP (T)	ITEM CODE	RATE RS/PC
8	LPSL0808	800
10	LPSL0810	850
12	LPSL0812	1150
16	LPSL0816	1650
20	LPSL0820	2450
24	LPSL0824	3500
30	LPSL0830	5700
36	LPSL0836	9500





G 80 CHAIN SHORTNING LINK

SIZE (MM)	ITEM CODE	RATE RS/PC
6	CSSL0806	275
8	CSSL0808	500
10	CSSL0810	1200
13	CSSL0813	1900
16	CSSL0816	3250
20	CSSL0820	7700
22	CSSL0822	11000



G 80 REGULAR SWIVEL

CAP (T)	ITEM CODE	RATE RS/PC
3	RSWIVEL3	2000
5	RSWIVEL5	2500
8	RSWIVEL8	5000
12.5	RSWIVEL12	10500

G 80 12.5T CONTAINER LIFTING HOOK

TYPE	ITEM CODE	RATE RS/PC
STRAIGHT	CLHSL812S	5500
LEFT	CLHSL812L	5500
RIGHT	CLHSL812R	5500



WIRE ROPE EDGE PROTECTOR

SIZE (MM)	ITEM CODE	RATE RS/PC
10-20	WREP1020	7500
20-30	WREP2030	8500
30-40	WREP3040	11500
40-50	WREP4050	17500



G80 WELD ON RING

CAP (T)	ITEM CODE	RATE RS/PC
1	WRSL0801	400
2	WRSL0802	475
3	WRSL0803	650
5	WRSL0805	1300
8	WRSL0808	2200
10	WRSL0810	3200
15	WRSL0815	5300
20	WRSL0820	18000



G 80 WELD ON HOOK

CAP (T)	ITEM CODE	RATE RS/PC
1	WHSL0801	600
2	WHSL0802	1000
3	WHSL0803	1300
5	WHSL0805	2600
8	WHSL0808	3200
10	WHSL0810	5100

DROP FORGED TURN BUCKLE EYE & EYE TYPE GI

CAP (T)	SIZE (IN)	ITEM CODE	RATE RS/PC
0.5	3/8" x 6"	TBSL1006	340
1	1/2" X 6"	TBSL1206	400
1.6	5/8" X 9"	TBSL1609	705
2.3	3/4" X 9"	TBSL2009	990
3.3	7/8" X 12"	TBSL2212	1700
4.5	1" X 12"	TBSL2412	2375
6.9	1.1/4" X 12"	TBSL3012	4960
9.7	1.1/2" X 12"	TBSL3912	6700



DROP FORGED TURN BUCKLE JAW & JAW TYPE GI

CAP (T)	SIZE (IN)	ITEM CODE	RATE RS/PC
0.5	3/8" x 6"	TBJJ1006	400
1	1/2" X 6"	TBJJ1206	500
1.6	5/8" X 9"	TBJJ1609	880
2.3	3/4" X 9"	TBJJ2009	1200
3.3	7/8" X 12"	TBJJ2212	2100
4.5	1" X 18"	TBJJ2412	2700
6.9	1.1/4" X 18"	TBJJ3018	6300
9.7	1.1/2" X 18"	TBJJ3918	8600
16.8	2"X24"	TBJJ5024	31000



HORIZONTAL PLATE LIFTING CLAMP

CAP (T)	PLATE SIZE	ITEM CODE	Wt (Kg)	RATE RS/PC
1	0-30	HZPCSL01	4.04	2150
2	0-40	HZPCSL02	4.90	2650
3	0-45	HZPCSL03	5.60	3500
5	0-55	HZPCSL05	6.80	5000
10	0-125	HZPCSL10	37.75	14000
16	50-150	HZPCSL16	50	53000



VERTICAL PLATE LIFTING CLAMP

CAP (T)	PLATE SIZE	ITEM CODE	Wt (Kg)	RATE RS/PC
1	0-20	VPLCSL01	5.33	3000
2	0-30	VPLCSL02	7.13	4000
3	0-40	VPLCSL03	10.16	5400
5	0-50	VPLCSL05	15.7	9000
8	0-60	VPLCSL08	26	12750
10	0-80	VPLCSL10	33	16000
16	50-150	VPLCSL16	80	60000

UNIVERSAL PLATE LIFTING CLAMP

CAP (T)	PLATE SIZE	ITEM CODE	RATE RS/PC
1	0-20	UPLCSL01	3900
2	0-25	UPLCSL02	5600
3	0-25	UPLCSL03	8700
5	0-30	UPLCSL05	13000
8	0-45	UPLCSL08	17000
10	0-70	UPLCSL10	30000





LATERAL PLATE LIFTING CLAMP

CAP (T)	PLATE SIZE	ITEM CODE	RATE RS/PC
2	0-30	LPLCSL02	8800
3	0-38	LPLCSL03	12250
5	0-40	LPLCSL05	24500




PIPE LIFTING CLAMP WITH TEFLON COATING

CAP (T)	OPENING	ITEM CODE	RATE RS/PC
1.5	40	PLCLSL01	3500
3	40	PLCLSL03	4100
4	50	PLCLSL04	4600
6	50	PLCLSL06	5300
8	70	PLCLSL08	7000
10	70	PLCLSL10	11000
16	70	PLCLSL16	20000
20	70	PLCLSL20	37500

BEAM CLAMP

CAP (T)	BEAM SIZE	ITEM CODE	RATE RS/PC
1	75-220	BEAMSL01	3100
2	75-220	BEAMSL02	3300
3	80-320	BEAMSL03	6050
5	80-320	BEAMSL05	7800
10	90-320	BEAMSL10	15000






CABLE PULLER

SIZE (T)	ITEM CODE	RATE RS/PC
1	CPSL0010	3500
2	CPSL0020	4000
3	CPSL0030	4500
5	CPSL0050	6000

PERMANENT MAGNET LIFTER

CAP (KG)	ITEM CODE	RATE RS/PC
100	MAGSL001	6500
400	MAGSL004	12250
600	MAGSL006	16250
1000	MAGSL010	26500
2000	MAGSL020	50000
3000	MAGSL030	61000
5000	MAGSL050	150000



INDUSTRIAL SKATES

CAP (T)	ITEM CODE	RATE RS/PC
6T- 180 DEG	SKSL1806	8000
8T- 180 DEG	SKSL1808	11500
12T-180 DEG	SKSL1812	15000
18T-180 DEG	SKSL1818	22000
24T-180 DEG	SKSL1824	37000
36T-180 DEG	SKSL1836	60000



SPRING BALANCE

CAP (T)	ITEM CODE	RATE RS/PC
1-3	SB001003	4550
3-5	SB003005	4600
5-9	SB005009	9100
9-15	SB009015	9200
15-22	SB015022	13500
22-30	SB022030	13600

RATCHET BINDER WITH HOOK

CHAIN DIA	ITEM CODE	RATE RS/PC
13MM	RBSL1305	3350



G 80 ALLOY STEEL DRUM LIFTER

CAP (T)	ITEM CODE	RATE RS/PC
1 X 0.5 M	DLSL0105	3000





SINGLE SHEAVE HEAVY DUTY WIRE ROPE PULLEY BLOCK

CAP (T)	ITEM CODE	DIA (MM)	ROPE DIA	RATE RS/PC
1	WRPSL101	116	8-11	1300
2	WRPSL102	152	12-14	2050
3	WRPSL103	176	12-16	3100
5	WRPSL105	212	16-19	5100
10	WRPSL110	316	25	13750



DOUBLE SHEAVE HEAVY DUTY WIRE ROPE PULLEY BLOCK

CAP (T)	ITEM CODE	DIA (MM)	ROPE DIA	RATE RS/PC
2	WRPSL202	116	8-11	2700
3	WRPSL203	152	12-14	4400
5	WRPSL205	176	12-16	6500
10	WRPSL210	236	17-20	17250

FIBRE ROPE PULLEY BLOCK HEAVY DUTY WITH DOUBLE BEARING

SIZE	CAP (T)	ITEM CODE	RATE RS/PC
3/4" x 4" S	0.5	MPSB2004	750
3/4" x 4" D	1	MPDB2004	1150
3/4" x 4" T	1.5	MPTB2004	1550
3/4" x 4" SN	0.5	MPSS2004	850
1" x 6" S	1	MPSB2506	1050
1" x 6" D	2	MPDB2506	1600
1" x 6" T	3	MPTB2506	2000
1" x 6" SN	1	MPSS2506	1150
1.1/2" x 8" S	2	MPSB3808	2500
1.1/2" x 8" D	4	MPDB3808	3800
1.1/2" x 8" T	6	MPTB3808	5000
1.1/2" x 8"	2	MPSS3808	2900





SINGLE LEGGED CHAIN SLING WITH MASTER LINK AT TOP AND HOOK AT BOTTOM

CAP(T) PER SLING	RATE/1MTR SLING	ADD EXTRA PER MTR	ADD CHAIN SHORTNER	ADD SELF LOCK HOOK	CHAIN SIZE MM
1	725	225	425	500	6
2	1010	315	700	505	8
3	1565	510	1475	950	10
5	2580	750	2335	1995	12
8	4600	1325	3900	3365	16
10	7425	1925	8700	5450	18
12.5	9775	2475	8700	5450	20
15	13775	3100	12575	6650	22
20	22750	4300	-	-	26
25	25150	5300	-	-	28
30	43800	6800	-	-	32





DOUBLE LEGGED CHAIN SLING WITH MASTER LINK AT TOP AND HOOK AT BOTTOM

CAP(T) PER SLING	RATE/1MTR SLING	ADD EXTRA PER MTR	ADD CHAIN SHORTNER	ADD SELF LOCK HOOK	CHAIN SIZE MM
1.4	1350	450	850	1000	6
2.8	1920	630	1400	1010	8
4.5	3070	1020	2950	1900	10
7	4920	1500	4670	3990	12
11.2	8970	2650	7800	6730	16
14	15200	3850	17400	10900	18
17.5	16300	4950	17400	10900	20
22.4	25650	6200	25150	13300	22
30	42300	8600	-	-	26
35	44300	10600	-	-	28
45	84100	13600	-	-	32



G 80 DOUBLE LEGGED CHAIN SLING WITH INTEGRATED MASTER LINK AT TOP AND HOOK AT BOTTOM

CAP(T) PER SLING	RATE/1MTR SLING	ADD EXTRA PER MTR	ADD SELF LOCK HOOK	CHAIN SIZE MM
1.4	2200	450	1000	6
2.8	3620	630	1010	8
4.5	6980	1020	1900	10
7	12010	1500	3990	12





**THREE LEGGED CHAIN SLING WITH MASTER LINK ASSEMBLY
AT TOP AND HOOK AT BOTTOM**

CAP(T) PER SLING	RATE/1MTR SLING	ADD EXTRA PER MTR	ADD CHAIN SHORTNER	ADD SELF LOCK HOOK	CHAIN SIZE MM
2.1	2260	675	1275	1500	6
4.2	3305	945	2100	1515	8
6.7	5070	1530	4425	2850	10
10.5	8545	2250	7005	5985	12
17	15280	3975	11700	10095	16
21	25450	5775	26100	16350	18
26	28575	7425	26100	16350	20
33	41575	9300	37725	19950	22
42	69700	12900	-	-	26
52	77450	15900	-	-	28
67	141400	20400	-	-	32





**FOUR LEGGED CHAIN SLING WITH MASTER LINK ASSEMBLY
AT TOP AND HOOK AT BOTTOM**

CAP(T) PER SLING	RATE/1MTR SLING	ADD EXTRA PER MTR	ADD CHAIN SHORTNER	ADD SELF LOCK HOOK	CHAIN SIZE MM
2.1	2835	900	1700	2000	6
4.2	4115	1260	2800	2020	8
6.7	6335	2040	5900	3800	10
10.5	10585	3000	9340	7980	12
17	19040	5300	15600	13460	16
21	31425	7700	34800	21800	18
26	35100	9900	34800	21800	20
33	52100	12400	50300	26600	22
42	87850	17200	-	-	26
52	96600	21200	-	-	28
67	179200	27200	-	-	32






WIRE ROPE SLINGS AS PER IS-5245 (PART 2)

SIZE	1M	2M	3M	4M	5M	6M	8M	10M	12M	EPM	FERRULE	(Govt TC)
6MM	80	110	140	170	200	230	260	290	320	30	100	12
8MM	115	156	197	238	279	320	361	402	443	41	110	12
9MM	135	185	235	285	335	385	435	485	535	50	125	12
10MM	160	218	276	334	392	450	508	566	624	58	150	12
11MM	200	269	338	407	476	545	614	683	752	69	200	20
12MM	220	299	378	457	536	615	694	773	852	79	200	20
13MM	265	355	445	535	625	715	805	895	985	90	250	20
14MM	290	392	494	596	698	800	902	1004	1106	102	275	20
15MM	350	466	582	698	814	930	1046	1162	1278	116	325	30
16MM	370	498	626	754	882	1010	1138	1266	1394	128	375	30
18MM	475	631	787	943	1099	1255	1411	1567	1723	156	405	40
19MM	550	722	894	1066	1238	1410	1582	1754	1926	172	500	40
20MM	600	790	980	1170	1360	1550	1740	1930	2120	190	550	40
22MM	765	985	1205	1425	1645	1865	2085	2305	2525	220	750	60
24MM	970	1216	1462	1708	1954	2200	2446	2692	2938	246	950	60
25MM	1100	1361	1622	1883	2144	2405	2666	2927	3188	261	1150	60
26MM	1150	1432	1714	1996	2278	2560	2842	3124	3406	282	1200	100
28MM	1500	1826	2152	2478	2804	3130	3456	3782	4108	326	1500	100
30MM	2000	2370	2740	3110	3480	3850	4220	4590	4960	370	2000	100
32MM	2100	2516	2932	3348	3764	4180	4596	5012	5428	416	2600	150
36MM	3100	3663	4226	4789	5352	5915	6478	7041	7604	563	3750	150
38MM	3700	4345	4990	5635	6280	6925	7570	8215	8860	645	4700	150
40MM	4300	5015	5730	6445	7160	7875	8590	9305	10020	715	5500	200
44MM	7300	8145	8990	9835	10680	11525	12370	13215	14060	845	9500	200
48MM	8400	9400	10400	11400	12400	13400	14400	15400	16400	1000	12000	250
50MM	9300	10365	11430	12495	13560	14625	15690	16755	17820	1065	13000	250
52MM	10500	11690	12880	14070	15260	16450	17640	18830	20020	1190	15000	300

NETT PRICES, NO DISCOUNT



ALL ABOVE SLINGS WILL BE MECHANICALLY SPLICED WITH ALLUMINIUM FERRULE, WITH SOFT EYES UPTO 32MM 6/19 FIBRE CORE & ABOVE 32MM 6/36 FMC USED, FOR STEEL CORE ADD 12% ON ABOVE.



HYDRAULIC HAND PALLET TRUCK

CAP (T)	ITEM CODE	FORK SIZE	Wt (Kg)	RATE RS/PC
2.5	PTL25550	550X1100	64	21000
2.5	PTH25550	685X1220	70	23000
3	PTH30620	685X1221	73	25000
5	PTHD5000	685X1222	135	75000



SCALE PALLET TRUCK

CAP (T)	ITEM CODE	RATE RS/PC
2	SCPT2000	75000



ROUGH TERRAIN TRUCK

CAP (T)	ITEM CODE	RATE RS/PC
1	RTT1000	135000



SCISSOR LIFT PALLET TRUCK

CAP (T)	ITEM CODE	RATE RS/PC
1	SLPT1000	70000



ELECTRIC STACKER

CAP (T)	ITEM CODE	RATE RS/PC
1 x 3M	FESSL130	375000

HYDRAULIC HAND STACKER

CAP (T)	ITEM CODE	Wt (Kg)	RATE RS/PC
1 x 1.6M	HHSSL116	240	55000
2 X 1.6M	HHSSL216	270	77000
1 X 2.5 M	HHSSL125	285	107000





DRUM TROLLEY

CAP (T)	ITEM CODE	RATE RS/PC
0.4	DTSL0400	20000



DRUM LIFTER CUM FILTER

CAP (T)	ITEM CODE	RATE RS/PC
1	DLCT0116	80000

HYDRAULIC LIFTING TABLE

CAP (T)	ITEM CODE	RATE RS/PC
500	HLTSL005	40000
500 x 1500	HLTS1505	70000
1000	HLTSL010	50000





WIRE MESH CONTAINER

SIZE (MM)	ITEM CODE	RATE RS/PC
800x600x640	WMCN0806	8500
800x600x640 WHEEL	WMCW0806	14500
1000x800x840	WMCN1008	12500
1000x800x840 WHEEL	WMCW1008	18000
1200x1000x890	WMCN1210	15000
1200x1000x890 WHEEL	WMCW1210	21500



G 100 ALLOY STEEL CHAIN (Made In Germany)

DIA X PITCH	ITEM CODE	RATE RS/METER
6 X 18	LCSL1006	985
8 X 24	LCSL1008	1200
10 X 30	LCSL1010	2050
13X39	LCSL1013	3300
16 X 48	LCSL1016	5000
20 X 60	LCSL1020	8600
22 X 66	LCSL1022	11500
26 X 78	LCSL1026	24000
32 X 96	LCSL1032	30000



G 100 CONNECTING LINK

SIZE (MM)	ITEM CODE	RATE RS/PC
6	CLSL1006	250
8	CLSL1008	400
10	CLSL1010	550
13	CLSL1013	950
16	CLSL1016	1600
20	CLSL1020	2500
22	CLSL1022	3500
26	CLSL1026	5700
32	CLSL1032	11000



G 100 CLEVIS SLING HOOK WITH LATCH

CAP (T)	ITEM CODE	RATE RS/PC
1.4	CHSL1001	500
2.5	CHSL1002	875
4	CHSL1004	1550
6.7	CHSL1006	2800
10	CHSL1010	4300
16	CHSL1016	8500
19	CHSL1019	16000



G 100 CLEVIS SELF LOCKING HOOK

CAP (T)	ITEM CODE	RATE RS/PC
1.4	CSLH1001	750
2.5	CSLH1002	1100
4	CSLH1004	2000
6.7	CSLH1006	3600
10	CSLH1010	7200
16	CSLH1016	10500
19	CSLH1019	16000

G 100 WEBSLING HOOK

CAP (T)	ITEM CODE	RATE RS/PC
1	WSHS1001	950
2	WSHS1002	1525
3	WSHS1003	2750
5	WSHS1005	6000
10	WSHS1010	17500





G 100 SINGLE MASTER LINK WITH SHORTNER

CAP(T)	INS LENGTH	INS WIDTH	ROD DIA	ITEM CODE	RATE RS/PC
1.4	110	60	13	ML011001	950
2.5	120	70	14	ML011002	1650
4	140	80	17	ML011004	3300
6.7	160	95	22	ML011006	5700
10	190	110	25	ML011010	11500
16	230	130	32	ML011016	23000



G 100 DOUBLE MASTER LINK WITH SHORTNER

CAP(T)	INS LENGTH	INS WIDTH	ROD DIA	ITEM CODE	RATE RS/PC
2	120	70	14	ML021002	1350
3.55	140	80	17	ML021003	2400
5.6	160	95	22	ML021005	5000
9.5	190	110	25	ML021009	8800
14	230	130	32	ML021014	17000

G 100 QUADRUPLE MASTER LINK WITH SHORTNER

CAP(T)	INS LENGTH	INS WIDTH	ROD DIA	ITEM CODE	RATE RS/PC
3	135	75	19	ML041003	3600
5.3	160	90	23	ML041005	6100
8	180	100	27	ML041008	11500
14	200	110	33	ML041014	21000
21.2	260	140	36	ML041021	38000



G 100 MASTER LINK

CAP(T)	INS LENGTH	INS WIDTH	ROD DIA	ITEM CODE	RATE RS/PC
1.4	80	50	10	MLSL1001	200
2.3	110	60	13	MLSL1002	385
3.5	110	60	16	MLSL1003	535
5	135	75	18	MLSL1005	875
7.6	160	90	23	MLSL1007	1500
10	180	100	27	MLSL1010	2300
14	200	110	33	MLSL1014	3900
25.1	260	140	36	MLSL1025	5800
30.8	340	180	45	MLSL1030	13500
40	350	190	50	MLSL1040	19000
60	400	200	60	MLSL1060	35000
81.6	460	250	70	MLSL1081	62000

G 100 MASTER LINK ASSEMBLY

CAP(T)	INS LENGTH	INS WIDTH	ROD DIA	ITEM CODE	RATE RS/PC
3	135	75	19	MASL1003	1275
5.3	160	90	23	MASL1005	1950
8	180	100	27	MASL1008	3100
14	200	110	33	MASL1014	5500
21.2	260	140	36	MASL1021	8500
33.6	350	190	50	MASL1033	19500
39.9	350	190	50	MASL1039	22000



MSME

सूक्ष्म, लघु एवं मध्यम उद्यम
MICRO, SMALL & MEDIUM ENTERPRISES



APPROVED BY :



24, Netaji Subhash Road,
Kolkata - 700 001, WB. India



(033) 2230 0662 / 2230 5760
+91 89107 80530 / 84203 20180
+91 98316 66620 / 91238 69865



info@safelift.in



www.safelift.in

